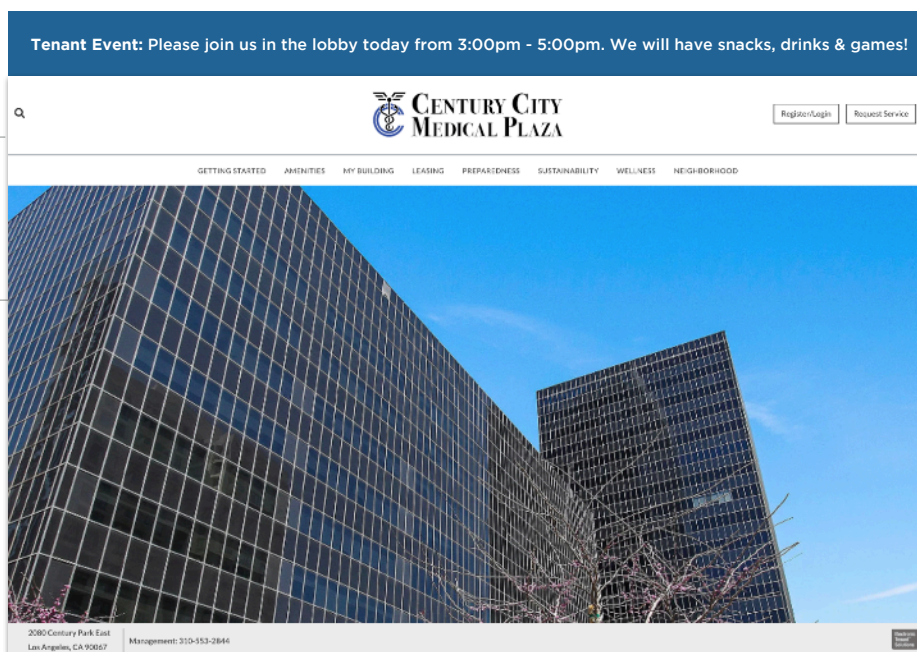


Electronic Tenant® Portal

The Electronic Tenant® Portal is an invaluable hub providing 24/7 access to any and all property information.


Communications can be posted through banners and calendar events on the site to provide you with up to date community and property information.

www.ccmpla.tenanthandbooks.com



Quicklinks

Quick Links appear on every page to provide you with single-click access to important information, documents and services most frequently used.



Go Mobile

By downloading and bookmarking the Mobile Property App to your Smart-Phone, you can add an icon to the 'home screen' of your mobile device and have all the information and features of your Electronic Tenant® Portal wherever you go.

Tenant Center

(Requests, Notifications & Rewards)

Update your contact information or notification preferences seamlessly for Property Management enabled communications.

Submit and manage reservation and work order requests

Login to Your [Tenant Center](#) (Click)



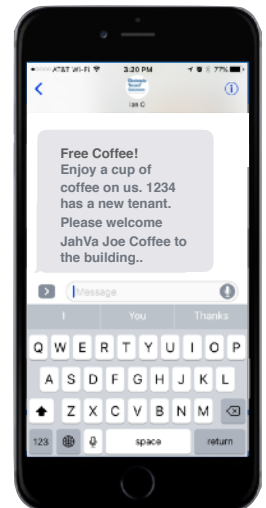
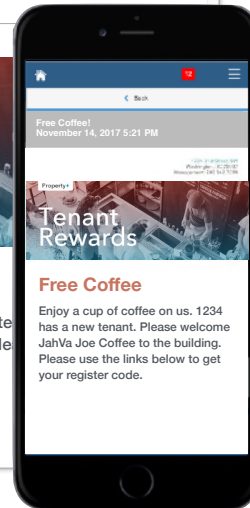
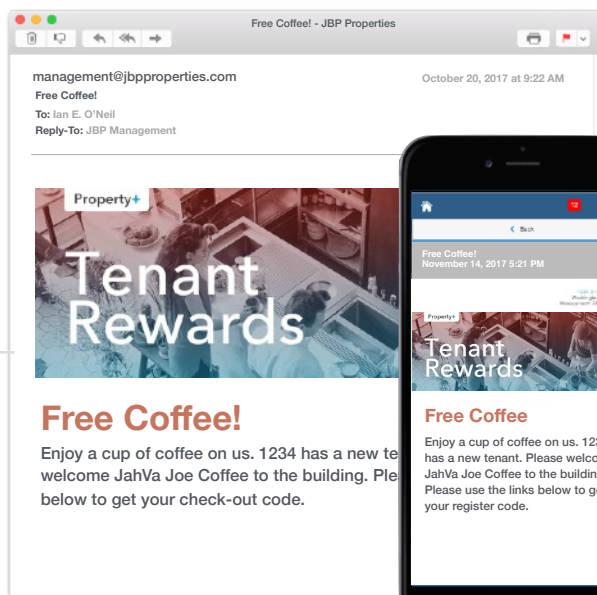
First time logging in?

Simply click on the Request Account link and enter the required fields of information and click submit. Property Management will review and respond to the request with the steps needed to complete registration.

Download the App

The Tenant Center is available in the Apple App Store and Google Play.

Search “[Tenant Center](#)”



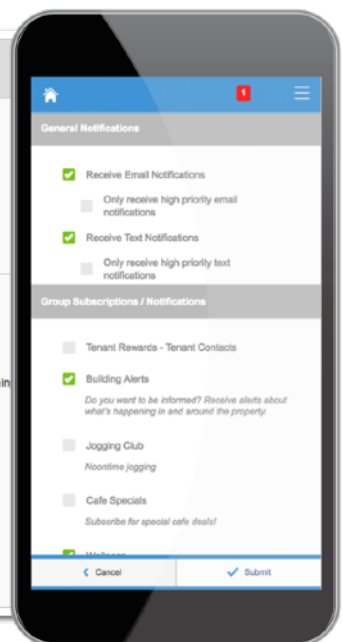
Customize Notifications

Choose what and how you want to be notified. Property Management can keep you up to date on everyday events, building announcements and emergency situations.

Manage Notifications

- ☒ Receive Email notifications
 - ☐ Only receive high priority email notifications
- ☒ Receive Text notifications
 - ☐ Only receive high priority text notifications

- | Group | Notification Type | Description |
|---|---|---|
| <input type="checkbox"/> Tenant Rewards - Tenant Contacts
Description: | <input checked="" type="checkbox"/> Building Alerts | Description: Do you want to be informed? Receive alerts about what's happening around the property. |
| | <input type="checkbox"/> Jogging Club | Description: Noontime jogging |
| | <input type="checkbox"/> Cafe Specials | Description: Subscribe for special cafe deals! |
| | <input checked="" type="checkbox"/> Wellness | Description: Do you like to be healthy? Notifications regarding wellness. |



Benefits of Registering

- Receive real-time alerts during property emergencies.
- Be the first to know of new building amenities.
- Take advantage of tenant-only rewards.

Service Requests

Submit and manage service and maintenance requests. All requests are immediately delivered to management for review and action.

Two Options: Place requests through the mobile app or your desktop!

Access ([Click Here](#))

Once you've entered the Tenant Center, the Service Request Application™ is accessed from the home screen - either directly from the application display box or from the dropdown menu.

Additional Communication

The Communication Log allows you to communicate with management regarding your request by allowing you to add notes, ask questions or attach files.

Service Request Details

[Cancel Request](#) [Print...](#)

Service Request Information

ID: 2382770
Date Submitted: February 12, 2018 at 10:37 AM
Last Updated: February 12, 2018 at 10:37 AM

[Open Request](#)

Company: Electronic Tenant Solutions
Contact: Robby Wildman
Suite/Floor:
Phone:
Email: rwildman@electronictenant.com

Request Details

Service Type: HVAC Cold
Location: 300
Description: it's cold.

Communication Log

Note

Attach File To Note

[Choose File](#) no file selected
(5mb maximum file size.)

[Add Notes](#)

Mobile App Interface:

Service Requests

- Request Service
- Active Requests (2)
- Your Requests
- Company Requests

Portal

- Alerts (1)
- Account
- Message Center (1)
- Account Details
- Notification Preferences
- Sign Out

Jason Lawrence

Submitting a Request

Step 1: Choose the Service Request Type (overtime HVAC, Lighting, etc)

Step 2: Enter the location and a brief description relating to the request.

Please enter any and all information that will assist management in locating and addressing the request.

Billable Items

If your service request requires additional charges not covered under your company's lease agreement, you may receive an email asking that you log in to the Tenant Center and approve or decline the charges.

Maintenance Request Details

Please note that some requests may incur charges. In these instances, you will be notified by the management office of the schedule of fees, please contact the Management Office

Choose Service Type * Required

- ☐ Access Card (attach form)
- ☐ Appliances
- ☐ Breakroom/Kitchen
- ☐ Carpet Cleaning
- ☐ Cleaning/Janitorial
- ☐ Electrical
- ☐ Elevator
- ☐ Fire Alarm System
- ☐ Garage
- ☐ General Maintenance
- ☐ Keys & Locks

Location * Required

Request Description * Required

Attach File To Request

[Choose File](#) no file selected
(5mb maximum file size.)

[SUBMIT REQUEST](#)

Mobile App Interface:

Click here to hide details

Materials: \$0.00
Labor: \$225.00
Materials Tax: \$0.00
Labor Tax: \$0.00
Sales Tax: \$0.00
Total: \$225.00

Billable Items Approval:

I, Robby Wildman, Approve These Billable Items. By tapping the approve now button you accept all charges listed above and agree to the Terms & Conditions

[Approve Now](#)

I, Robby Wildman, Decline These Billable Items. By tapping the decline now button you do not accept all charges listed above and agree to the Terms & Conditions

[Decline Now](#)

Your Requests

Requests placed will display under Your Requests option. All requests and details can be downloaded for your convenience.

Your Service Requests for February 2018

ID	Date Added	Date Updated	Company	Contact	Service	Status
2392558	February 21, 2018 1:18 PM	February 21, 2018 1:19 PM	Electronic Tenant Solutions	Jordi St. John Tenant Admin	Snow Removal Location: Maine office	Completed
2390889	February 20, 2018 12:51 PM	February 20, 2018 12:51 PM	Electronic Tenant Solutions	Tiffany Coates	Cleaning Location: suite 201	Open

[Download CSV File](#)

Support

Help Center

Log in to your Tenant Center on the desktop. Make sure to click on the RED help button, and choose from categories listed on right.

Contact Your Property Management Team

If you have additional questions or are having any issues accessing the Tenant Center, please follow the link to connect with your [property management team](#).

